CHILDREN'S HEALTHY LIVING PROGRAM
for Remote Underserved Minority Populations in the Pacific

2019 Healthy Targets for Children in Kauai, Hawaii

POPULATION OVERVIEW

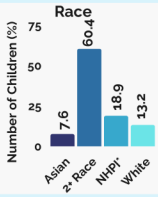

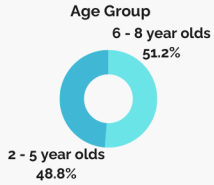

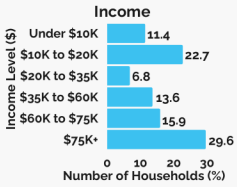

*Native Hawaiian and Pacific Islander

OVERWEIGHT AND OBESITY

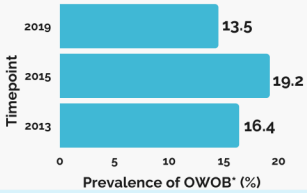

*Overweight and Obesity

ACANTHOSIS NIGRICANS

The prevalence of acanthosis nigricans in 2019 was 1.9%

SCREEN TIME

The percent of children who met the screen time recommendation of less than or equal to 2 hours a day in 2019 was 49.1%

SLEEP

The percent of children who met sleep requirements for their age:

- 2019: 61.1%
- 2015: 55.5%
- 2013: 62.3%

PHYSICAL ACTIVITY SETTINGS

PA* Setting Average Scores consists of amenities, features, sports features, and incivilities subcomponent scores. The maximum score is 71.

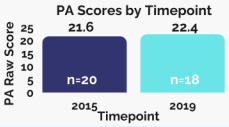

CHL overall PA Setting Average Score for 2019: 18.8

*Physical Activity

STORE OUTLETS

Store Outlet Average Scores consist of fruit, vegetable, nutrition info, presence of healthy foods, acceptance of WIC* and FS**, store interior and exterior, and walkability subcomponent scores. The maximum score is 100 with a 'meets standards' cut off at 75.

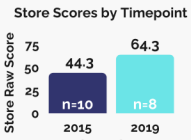

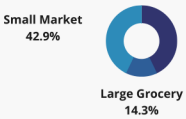

The CHL overall store outlet average score for 2019 was 41.7.

*Women, Infants, & Children
**Food Stamps

FOOD COST

In March 2021, the average food cost* for a family of 4 in Hawaii was

$1,055.57

per month.

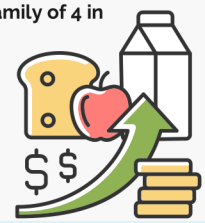

*Based on the USDA Thrifty Food Plan.
Contact authors for more information.

USDA
United States Department of Agriculture
National Institute of Food and Agriculture

The University of Hawai'i at Mānoa
Rachel Novotny, PhD, RDN, LD | 808.956.3848 | novotny@hawaii.edu