CHILDREN'S HEALTHY LIVING PROGRAM
for Remote Underserved Minority Populations in the Pacific

2019 Healthy Targets for Children in Waimānalo, Hawaii

POPULATION OVERVIEW

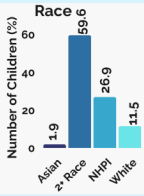

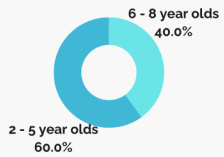

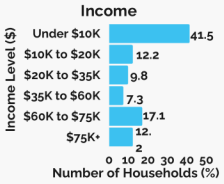

*Native Hawaiian and Pacific Islander

OVERWEIGHT AND OBESITY

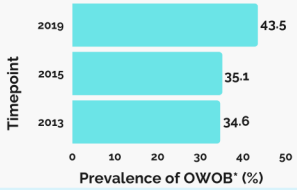

*Overweight and Obesity

ACANTHOSIS NIGRICANS

Prevalence of Acanthosis Nigricans by Timepoint:

- 2019: 5.8%
- 2015: 2.0%
- 2013: 1.3%

SCREEN TIME

The percent of children who met the screen time recommendation of less than or equal to 2 hours a day...

- 2019: 25.5%
- 2015: 32.1%
- 2013: 20.3%

SLEEP

The percent of children who met sleep requirements for their age:

- 2019: 51.9%
- 2015: 50.0%
- 2013: 48.7%

FRUIT AND VEGETABLE TARGETS

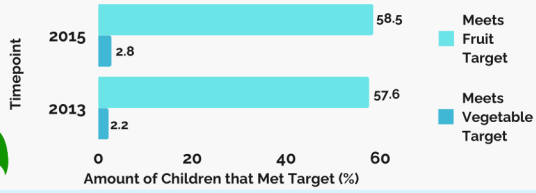

PHYSICAL ACTIVITY SETTINGS

PA* Setting Average Scores consists of amenities, features, sports features, and incivilities subcomponent scores. The maximum score is 71.

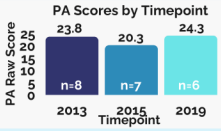

CHL overall PA Setting Average Score for 2019: 18.8

*Physical Activity

STORE OUTLETS

Store Outlet Average Scores consist of fruit, vegetable, nutrition info, presence of healthy foods, acceptance of WIC* and FS**, store interior and exterior, and walkability subcomponent scores. The maximum score is 100 with a 'meets standards' cut off at 75.

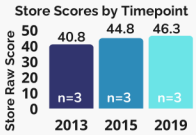

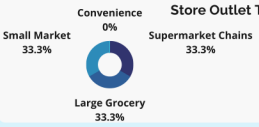

The CHL overall store outlet average score for 2019 was 41.7.

*Women, Infants, & Children
**Food Stamps

FOOD COST

In March 2021, the average food cost* for a family of 4 in Waimānalo was

$1,090.35

per month.



*Based on the USDA Thrifty Food Plan. Contact authors for more information.

USDA
United States Department of Agriculture
National Institute of Food and Agriculture

The University of Hawai'i at Mānoa
Rachel Novotny, PhD, RDN, LD | 808.956.3848 | novotny@hawaii.edu